



800
x 1600mm

—
MATT SERIES



Admin Office

Eden Ceramic City, Lalpar, Morbi

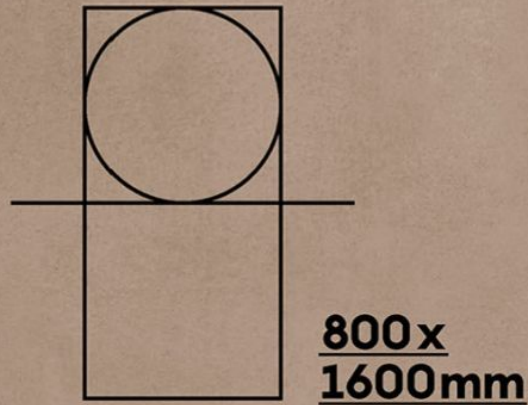
Manufacturing Unit :

Morbi-Halvad Road, Unchi Mandal, Morbi
Jetpar Pipli Road, Sapar, Morbi


E-mail : info@hometiles.in

Web : www.hometiles.in

Architectural
Marvel with
Technological
Advantage



Introducing
the ultimate standing
beauty of creative
surface



What Is Matt Finish ?

Engineered for contemporary architectural environments, the Matt Surface delivers a controlled low-reflectance finish that enhances material depth while minimizing glare. Its refined micro-texture diffuses light evenly, allowing the design to maintain visual clarity under both natural and artificial illumination.

the surface provides reliable slip resistance suitable for residential, commercial, and light-traffic public spaces. The finish ensures durability against daily wear while preserving its sophisticated, non-polished character over time.



A confluence of art,
design, and
craftsmanship.

Application Areas

- | | | | |
|--|--|--|--|
| 
Residence | 
Offices | 
Public Places | 
Shops |
| 
Hotels | 
Malls | 
Airports | |



EASY TO CLEAN

The superior glaze of the collection makes the surfaces easy to clean and low maintenance.



STAIN RESISTANT

Do not worry about spills and stains with the high stain-resistant glaze of the premium.



SCRATCH RESISTANT

Enjoy new-looking surfaces for a very long time with highly scratch and abrasion-resistant surfaces.

The collection communicates an important past, while adopting a versatile, contemporary language, ensuring perfect coexistence between aesthetics and design performance.

Technical Features



Easy To Maintain



UV Resistant



Resistant To Chemicals



Resistant To Acids



Prevents Bacterial Growth



Heat Resistant



Non-slip



Dimensional Stability



Water Proof



Fire Resistant



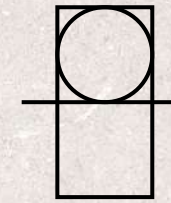
Frost Resistant



Ecological

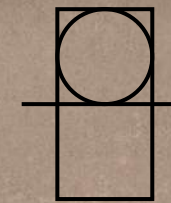


Unfolding the
Elegance of Natural
surfaces




**ASPEN
COLLECTION**

800x1600mm
Matt Finish



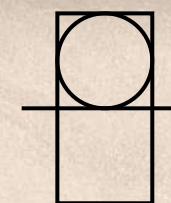
**METIC
COLLECTION**

800x1600mm
Matt Finish



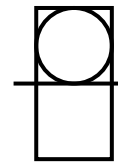
**CANOVA
COLLECTION**

800x1600mm
Matt Finish



**ROSLYN
COLLECTION**

800x1600mm
Matt Finish

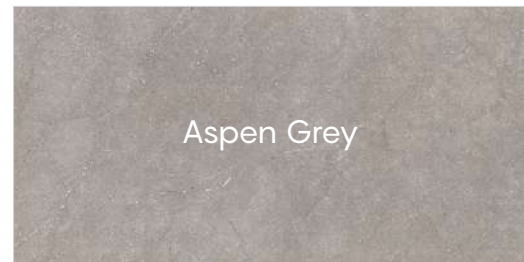


**ASPEN
COLLECTION**

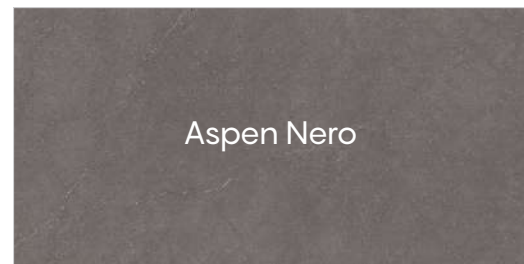
800x1600mm
Matt Finish



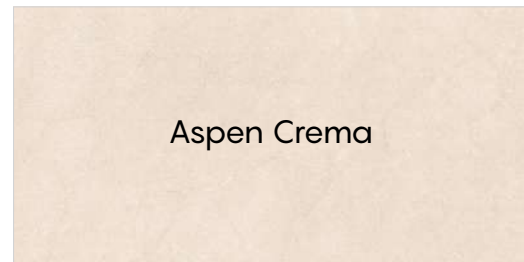
Aspen Bianco



Aspen Grey



Aspen Nero



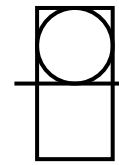
Aspen Crema



Aspen Sand



Aspen Choco



**CANOVA
COLLECTION**

800x1600mm
Matt Finish



Canova White



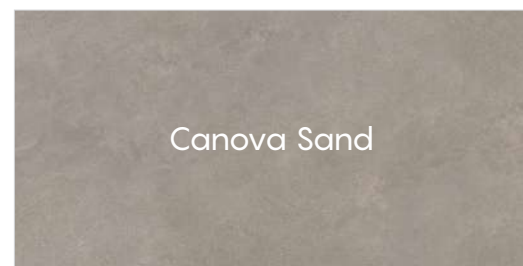
Canova Grey



Canova Nero



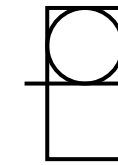
Canova Crema



Canova Sand



Canova Choco

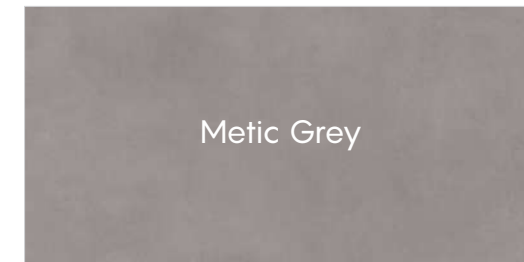


**METIC
COLLECTION**

800x1600mm
Matt Finish



Metic White



Metic Grey



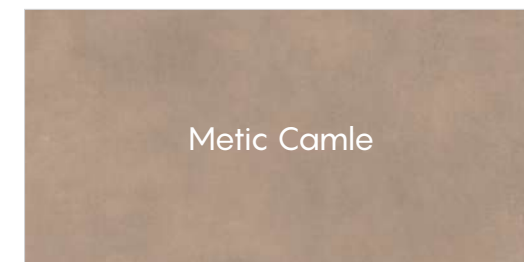
Metic Pearl



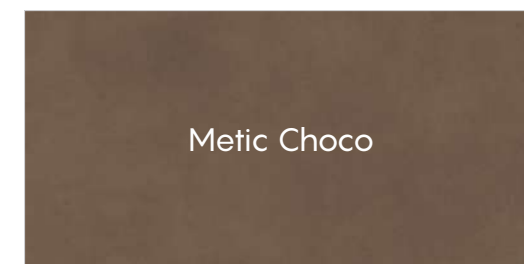
Metic Grigio



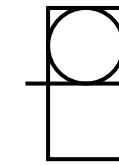
Metic Crema



Metic Camle

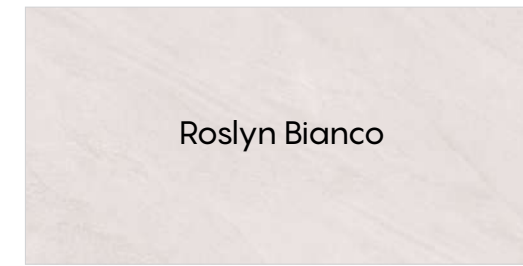


Metic Choco




**ROSLYN
COLLECTION**

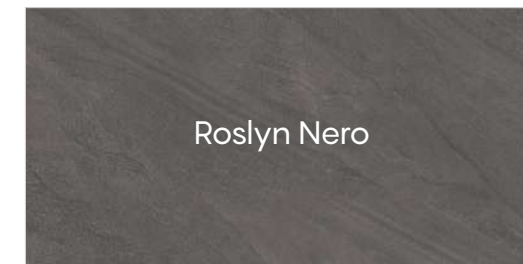
800x1600mm
Matt Finish



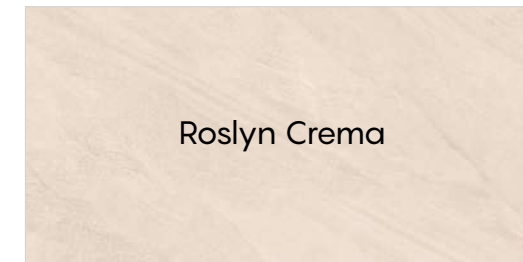
Roslyn Bianco




Roslyn Silver



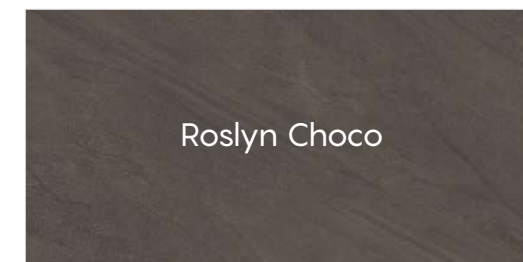
Roslyn Nero



Roslyn Crema




Roslyn Earth



Roslyn Choco

**Aspen
Collection**



Size
32" x 64" | 80 x 160 cm

**Matt
Finish**





**9mm
Thickness**

**Aspen
Bianco**



Preview of_ Aspen Grey

Random - 4 Faces



**Aspen
Collection**



Size
32" x 64" | 80 x 160 cm

**Matt
Finish**

**9mm
Thickness**



**Aspen
Grey**



Preview of_ Aspen Grey

Random - 4 Faces



**Aspen
Collection**



Size
32" x 64" | 80 x 160 cm

**Matt
Finish**


**9mm
Thickness**

**Aspen
Nero**



Preview of_ Aspen Nero

Random - 4 Faces



**Aspen
Collection**



Size
32" x 64" | 80 x 160 cm

**Matt
Finish**





9mm
Thickness

**Aspen
Crema**



Preview of_ Aspen Crema

Random - 4 Faces



**Aspen
Collection**



Size
32" x 64" | 80 x 160 cm

**Matt
Finish**

**9mm
Thickness**



**Aspen
Sand**



Preview of_ Aspen Sand

Random - 4 Faces



**Aspen
Collection**



Size
32" x 64" | 80 x 160 cm

**Matt
Finish**

**9mm
Thickness**

**Aspen
Choco**



Preview of_ Aspen Choco

Random - 4 Faces



**Canova
Collection**



Size
32" x 64" | 80 x 160 cm





Matt
Finish

9mm
Thickness

**Canova
White**



Random - 4 Faces



**Canova
Collection**



Size
32" x 64" | 80 x 160 cm

**Matt
Finish**


**9mm
Thickness**

**Canova
Grey**



Preview of_ Canova Grey

Random - 4 Faces



**Canova
Collection**



Size
32" x 64" | 80 x 160 cm

**Matt
Finish**


**9mm
Thickness**

**Canova
Nero**



Preview of_ Canova Nero

Random - 4 Faces



**Canova
Collection**



Size
32" x 64" | 80 x 160 cm

**Matt
Finish**

**9mm
Thickness**

**Canova
Crema**



Random - 4 Faces



**Canova
Collection**



Size
32" x 64" | 80 x 160 cm

**Matt
Finish**

**9mm
Thickness**

**Canova
Sand**



Preview of_ Canova Sand

Random - 4 Faces



**Canova
Collection**



Size
32" x 64" | 80 x 160 cm

**Matt
Finish**


**9mm
Thickness**

**Canova
Choco**




Preview of_ Canova Choco

Random - 4 Faces



Metic
Collection



Size
32" x 64" | 80 x 160 cm

Matt
Finish




9mm
Thickness

Metic
White




Preview of_ Metic White

Random - 4 Faces



**Metic
Collection**



Size
32" x 64" | 80 x 160 cm

**Matt
Finish**


9mm
Thickness

**Metic
Grey**




Preview of_ Metic Grey

Random - 4 Faces



**Metic
Collection**



Size
32" x 64" | 80 x 160 cm

**Matt
Finish**



9mm
Thickness

**Metic
Pearl**




Preview of_ Metic Pearl

Random - 4 Faces



**Metic
Collection**



Size
32" x 64" | 80 x 160 cm


**Matt
Finish**

9mm
Thickness


**Metic
Grigeo**



Random - 4 Faces



**Metic
Collection**



Size
32" x 64" | 80 x 160 cm

**Matt
Finish**




9mm
Thickness

**Metic
Crema**




Preview of_ Metic Crema

Random - 4 Faces



**Metic
Collection**



Size
32" x 64" | 80 x 160 cm

**Matt
Finish**


9mm
Thickness

**Metic
Camle**




Preview of_ Metic Camle

Random - 4 Faces



**Metic
Collection**



Size
32" x 64" | 80 x 160 cm

**Matt
Finish**


9mm
Thickness

**Metic
Choco**



Preview of_ Metic Choco

Random - 4 Faces



**Roslyn
Collection**



Size
32" x 64" | 80 x 160 cm

**Matt
Finish**





9mm
Thickness

**Roslyn
Bianco**



Preview of_ Roslyn Bianco

Random - 4 Faces



**Roslyn
Collection**



Size
32" x 64" | 80 x 160 cm

**Matt
Finish**

**9mm
Thickness**

**Roslyn
Silver**



Preview of_ Roslyn Silver

Random - 4 Faces



**Roslyn
Collection**



Size
32" x 64" | 80 x 160 cm

**Matt
Finish**


**9mm
Thickness**

**Roslyn
Nero**



Preview of_ Roslyn Nero

Random - 4 Faces



**Roslyn
Collection**



Size
32" x 64" | 80 x 160 cm

**Matt
Finish**





**9mm
Thickness**

**Roslyn
Crema**



Preview of_ Roslyn Crema

Random - 4 Faces



**Roslyn
Collection**



Size
32" x 64" | 80 x 160 cm

**Matt
Finish**

**9mm
Thickness**

**Roslyn
Earth**



Preview of_ Roslyn Earth

Random - 4 Faces



**Roslyn
Collection**



Size
32" x 64" | 80 x 160 cm



**Matt
Finish**

**9mm
Thickness**

**Roslyn
Choco**



Random - 4 Faces



Technical Specification

CHARACTERISTIC	STANDARD AS PER ISO-13006/EN14411 GROUP BIA	MEAN VALUE HOMETILES GVT	TEST METHOD
REGULATORY PROPERTIES			
Deviation in length & width	±0.5 %	±0.2 %	ISO-10545-2
Deviation in thickness	±5.0 %	±4.0 %	ISO-10545-2
Straightness in side	±0.5 %	±0.15 %	ISO-10545-2
Rectangularity	±0.6 %	±0.2 %	ISO-10545-2
Surface flatness	±0.5 %	±0.2 %	ISO-10545-2
Color difference	Unaltered	Slight variation is possible due to different batches as per signed samples	ISO-10545-16
Glossiness	As per mfg	Sharp	GLOSSOMETER
SURFACE MECHANICAL PROPERTIES			
Water absorption	< 0.50 %	< 0.5 %	ISO-10545-3
Apparent density	> 2.0 g/cc	> 2.28 gm/mm ²	DIN 51082
MASSIVE MECHANICAL PROPERTIES			
Modulus of rupture	Min. 35 N/mm ²	Min. 35 N/mm ²	ISO-10545-4
Breaking strength	Min. 1300 N	Min. 1700 N	ISO-10545-4
Impact resistance	As per mfg.	Min. 0.55	ISO-10545-5
SURFACE MECHANICAL PROPERTIES			
Surface abrasion resistance	As per mfg	Min. Class-4	ISO-10545-7
MOH's hardness	As per mfg	Min. 5	EN 101
THERMO HYGROMETRIC PROPERTIES			
Frost resistance	No damage	No damage	ISO-10545-12
Thermal shock resistance	No damage	No damage	ISO-10545-9
Moisture expansion	Nil	0.1 (mm/3)	ISO-10545-10
Thermal expansion (COE)	Max. 9.0 x 10 ⁻⁶	Max. 6.5 x 10 ⁻⁶	ISO-10545-8
Crazing resistance	As per mfg	Min. 7 Cycle	ISO-10545-11
CHEMICAL PROPERTIES			
Chemical resistance	No damage	No damage	ISO-10545-13
Stain resistance	Resistant	Resistant	ISO-10545-14

Size	Thickness (approx.)	Pieces / Box	Area / Box	Wt./Box (approx.)
800x1600mm	9 mm	2 pcs.	2.56 sq. mtr.	52 Kgs.

PACKING DETAILS

SIZES	THICKNESS (mm)	PCS /BOX	SQM /BOX	BOXES/ PALLET	SQMT/ PALLET	PALLET/ FCL	TOTAL BOXES	TOTAL SQMT	FCL SIZE	TOTAL WEIGHT (KG)
800x1600	9	2	2.56	30	43.20	18	540	1382.40	20FT	28000

Laying & Levelling




Base Structure



Cement Laying On Tile



Joints




Fixing The Tile



Spacers + Laveller



Levelling Wedges



After Levelling Process Leave Int For 8-10 Hrs.



Remove Wedges Ones It Dry



Joint Grouting



Final Cleaning

Floor and Wall Installation

1. First spread the cement mixer onto the floor and wall substrate.
2. At the same time, apply the cement mixer onto the back of the slab with a tile trowel.
3. The recommended cement mixer must be spread over in one direction only.
4. Using a trowel and follow the same direction as previously applied to the back of the slab.
5. Being careful to maintain a minimum joint of 3mm.
6. Tap the slab with a rubber trowel for a complete fixing, ensuring the air is expelled. It is recommended to start from the centre of the slabs and then move towards the edges.
7. Complete the laying operations using a suitable sealant, while keeping at least a 3mm joint through the use of spacers.
8. To make this task easier, use the special device for pulling over the slabs, available in the market.
9. Levelling wedges at each linear metre of the slabs are recommended.
10. After levelling process leave it for 8-10 hours, remove wedges once it gets dry.